

Scaled data based on original data using
LM-79-08 Approved Method: Electrical and Photometric Measurements of Solid-
State Lighting Products

Test Report Prepared for
Cooper Lighting Solutions
(formerly Eaton)

Brand: INVUE

Report Number: P140974

Luminaire Tested: **EMM-F04-LED-E1-SL2-7030**

Issue Date: 03/03/2020

Test Information

Test Method: LM-79-08
Report Number: P140974
REPORT IS SCALED FROM IESNA LM-79-08 TEST DATA (P33690)
Test Lab: INNOVATION CENTER-P3
Issue Date: 03/03/2020
Manufacturer: COOPER LIGHTING SOLUTIONS (FORMERLY EATON)
Product Line: INVUE
Catalog Number: EMM-F04-LED-E1-SL2-7030
Description: EPIC MODERN MEDIUM DECORATIVE LED LUMINAIRE
(4) LIGHTBARS WITH AccuLED OPTICS - TYPE 2 W/ SPILL LIGHT CONTROL
Light Source: (28) 3000K CCT, 70 CRI LEDs
Ballast/Driver: -

Summary

Lumens per Lamp: N/A
Luminaire Lumens: 8679.6 lumens
Efficiency: N/A
Efficacy: 84.9 lumens/watt
Luminous Opening: Rectangular (W 0.67' x L: 1' x H: 0')
IES Classification: Type II - Short - Non-Cutoff
BUG Rating: B2 - U0 - G2

Input Watts (W): 102.2
Input Voltage (V): NR
Input Current (Ain): NR
Voltage Rise (V): NR
Power Factor: NR
Total Harmonic Distortion (THDi): NR
Frequency (hertz): 60
Stabilization Time: NR
Operation Time: NR
Ambient Temperature (°C): NR
Test Distance: 25 FT

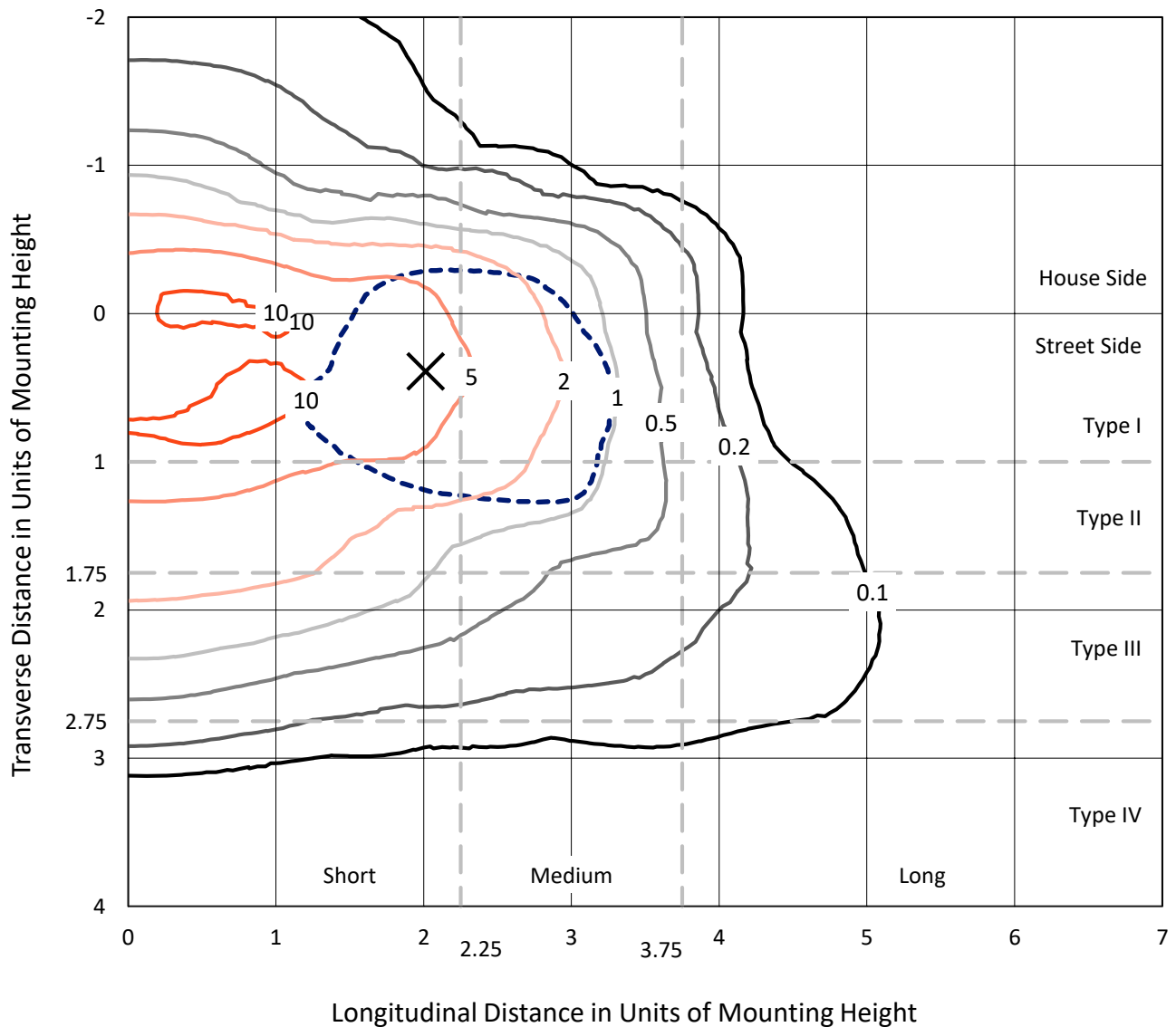


REPORT NUMBER: P140974

CATALOG NUMBER: EMM-F04-LED-E1-SL2-7030

Iso-Footcandle Lines of Horizontal Illumination

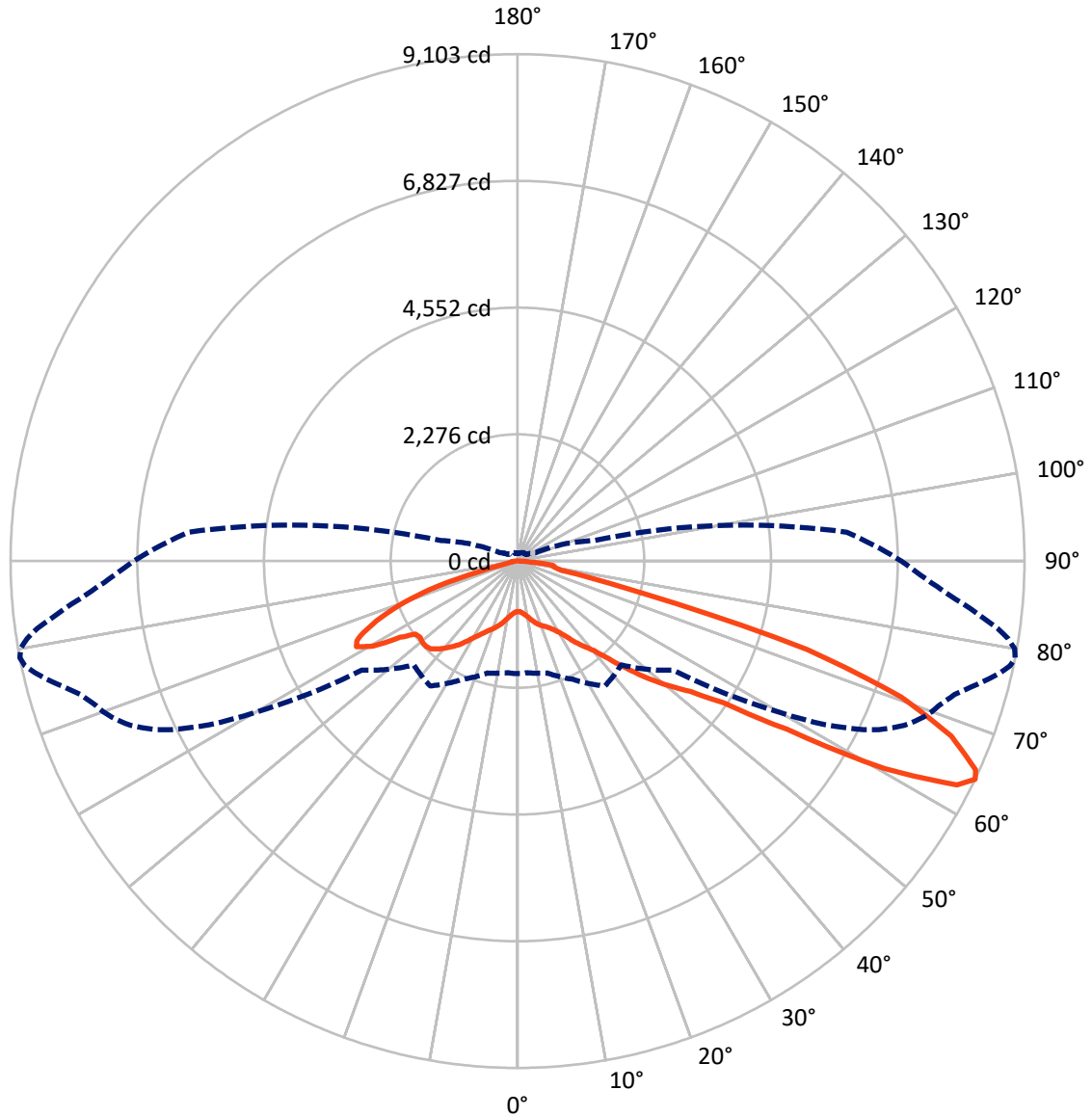
× Max cd
 - - - 1/2 Max cd



Based on 10 foot mounting height. Maximum calculated value = 12.1 fc
 Type II - Short - Non-Cutoff

REPORT NUMBER: P140974
CATALOG NUMBER: EMM-F04-LED-E1-SL2-7030

Luminous Intensity Polar Plot



— Vertical Plane Through 79-Deg Lateral - - - Horizontal Cone Through 64-Deg Vertical

REPORT NUMBER: P140974

CATALOG NUMBER: EMM-F04-LED-E1-SL2-7030

FLUX DISTRIBUTION:

		Downward	Upward	Total
House Side	Lumens	2068.9	0.0	2068.9
	% Fixture	23.8	0.0	23.8
Street Side	Lumens	6610.7	0.0	6610.7
	% Fixture	76.2	0.0	76.2
Total	Lumens	8679.6	0.0	8679.6
	% Fixture	100.0	0.0	100.0

Coefficient of Utilization

ZONAL LUMENS:

Zone	Lumens	% Fixture
0°-10°	90.0	1.0
10°-20°	291.6	3.4
20°-30°	500.5	5.8
30°-40°	836.6	9.6
40°-50°	1433.2	16.5
50°-60°	1933.3	22.3
60°-70°	2445.6	28.2
70°-80°	975.8	11.2
80°-90°	173.1	2.0
90°-100°	0.0	0.0
100°-110°	0.0	0.0
110°-120°	0.0	0.0
120°-130°	0.0	0.0
130°-140°	0.0	0.0
140°-150°	0.0	0.0
150°-160°	0.0	0.0
160°-170°	0.0	0.0
170°-180°	0.0	0.0
0°-90°	8679.6	100.0
0°-180°	8679.6	100.0



REPORT NUMBER: P140974

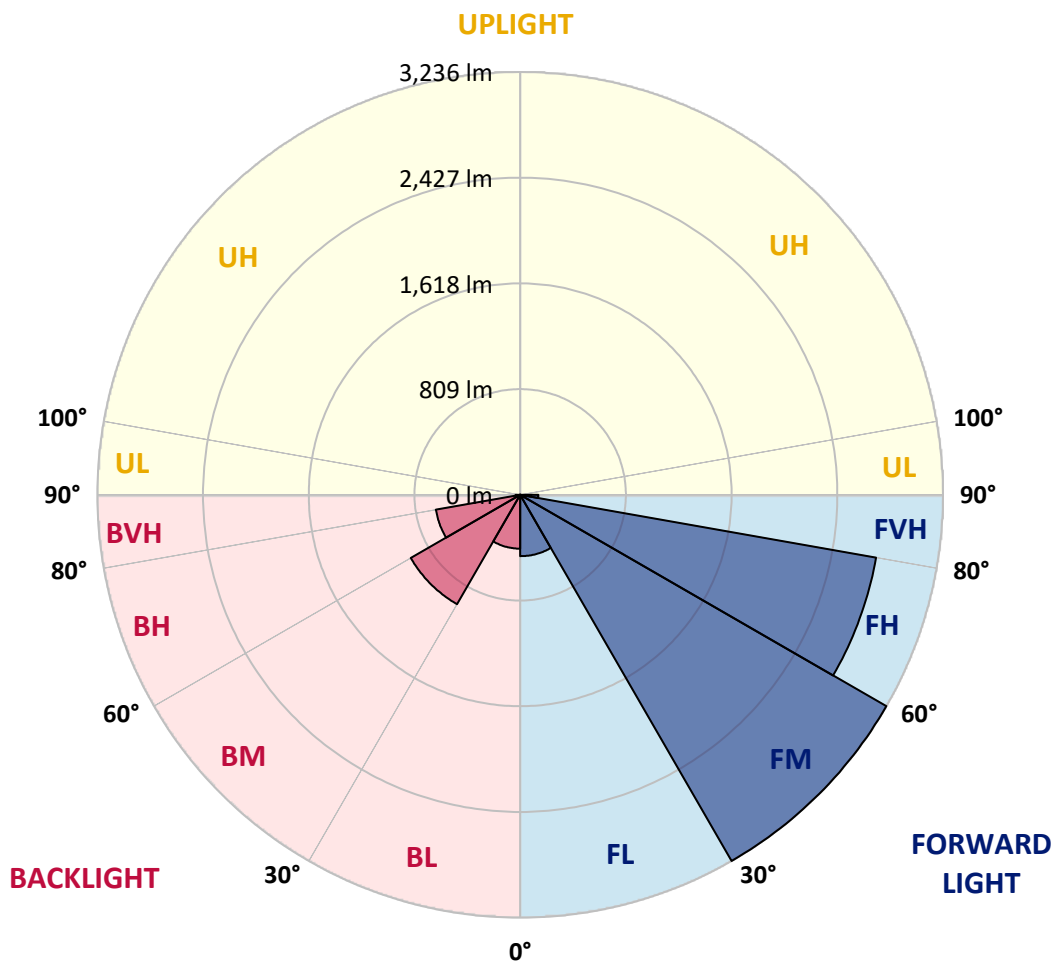
CATALOG NUMBER: EMM-F04-LED-E1-SL2-7030

LUMINAIRE CLASSIFICATION SYSTEM LUMEN TABLE AND BUG RATING:

Zone	Lumens	% Fixture	Zone Rating/Lumen Limit		
			B	U	G
FL (0°-30°)	469.7	5.4			
FM (30°-60°)	3236.4	37.3			
FH (60°-80°)	2766.0	31.9			G2/5000
FVH (80°-90°)	138.6	1.6			G2/225
BL (0°-30°)	412.3	4.7	B1/500		
BM (30°-60°)	966.8	11.1	B1/1000		
BH (60°-80°)	655.4	7.6	B2/1000		G2/1000
BVH (80°-90°)	34.5	0.4			G1/100
UL (90°-100°)	0.0	0.0		U0/0	
UH (100°-180°)	0.0	0.0		U0/0	

BUG Rating: B2-U0-G2

Type II Short





REPORT NUMBER: P140974

CATALOG NUMBER: EMM-F04-LED-E1-SL2-7030

CANDELA DISTRIBUTION (FULL):

	0°	5°	15°	25°	35°	45°	55°	60°	61°	62°	64°
0°	907.8	907.8	907.8	907.8	907.8	907.8	907.8	907.8	907.8	907.8	907.8
2.5°	903.8	904.8	903.8	906.8	908.8	911.8	911.8	911.8	911.8	911.8	911.8
5°	902.8	903.8	902.8	907.8	912.8	918.9	924.9	926.9	926.9	927.9	928.9
7.5°	911.8	912.8	911.8	917.9	924.9	935.0	946.0	952.0	953.0	954.1	956.1
10°	940.0	938.0	933.9	940.0	947.0	962.1	975.2	985.2	988.2	989.2	993.3
12.5°	977.2	976.2	969.1	966.1	970.1	987.2	1011.4	1025.4	1028.4	1029.5	1033.5
15°	1005.3	1002.3	996.3	992.3	999.3	1017.4	1049.6	1067.7	1073.7	1074.7	1081.7
17.5°	1023.4	1021.4	1011.4	1008.3	1019.4	1047.5	1087.8	1109.9	1113.9	1116.9	1125.0
20°	1053.6	1047.5	1032.5	1019.4	1028.4	1071.7	1118.9	1142.0	1148.1	1151.1	1158.1
22.5°	1093.8	1088.8	1070.7	1037.5	1037.5	1085.8	1147.1	1173.2	1178.2	1184.3	1192.3
25°	1163.2	1159.1	1124.0	1067.7	1053.6	1099.8	1173.2	1208.4	1213.4	1220.5	1232.5
27.5°	1234.5	1229.5	1190.3	1114.9	1081.7	1126.0	1211.4	1253.6	1260.7	1268.7	1282.8
30°	1326.0	1317.0	1277.8	1190.3	1137.0	1168.2	1271.7	1325.0	1333.1	1343.1	1362.2
32.5°	1531.1	1535.1	1463.8	1371.3	1277.8	1264.7	1365.2	1430.6	1442.6	1455.7	1481.8
35°	1864.9	1848.8	1822.7	1728.2	1624.6	1522.1	1547.2	1617.6	1630.6	1634.7	1645.7
37.5°	2078.0	2087.1	2108.2	2108.2	2030.8	1987.5	1916.1	1882.0	1885.0	1889.0	1880.0
40°	2196.6	2215.7	2288.1	2385.6	2456.0	2495.2	2483.2	2323.3	2304.2	2279.1	2198.6
42.5°	2282.1	2301.2	2424.8	2611.8	2786.8	2925.5	3001.9	2876.2	2862.2	2801.8	2705.3
45°	2334.4	2349.4	2498.2	2763.6	3028.0	3264.3	3473.4	3429.2	3425.1	3373.9	3247.2
47.5°	2324.3	2337.4	2492.2	2811.9	3158.7	3479.4	3803.1	3883.6	3887.6	3874.5	3797.1
50°	2175.5	2206.7	2360.5	2705.3	3086.3	3562.9	4016.3	4226.4	4232.4	4244.5	4214.3
52.5°	2042.8	2066.9	2204.7	2513.3	2879.2	3480.4	4143.9	4477.7	4529.0	4558.1	4614.4
55°	1988.5	2002.6	2108.2	2370.6	2708.3	3260.3	4187.2	4659.7	4751.2	4806.5	4935.1
57.5°	1978.5	1989.5	2071.0	2271.0	2594.7	3033.1	4173.1	4904.0	5048.7	5153.3	5402.6
60°	2045.8	2055.9	2113.2	2281.1	2516.3	2867.2	4044.4	5225.7	5428.8	5710.2	6112.4
62.5°	2096.1	2101.1	2171.5	2406.7	2602.8	2705.3	3716.7	5450.9	5811.8	6169.7	6767.8
64°	2022.7	2012.7	2082.0	2341.4	2736.5	2636.0	3413.1	5439.8	5863.1	6260.2	6907.6
65°	1915.1	1922.2	1984.5	2213.7	2713.4	2632.9	3214.0	5319.2	5758.5	6179.7	6842.2
67.5°	1487.9	1515.0	1532.1	1742.2	2222.8	2718.4	2691.3	4551.1	4992.4	5394.6	6177.7
70°	800.2	797.2	835.4	1001.3	1546.2	2307.2	2309.2	3208.0	3696.6	4196.2	4975.4
72.5°	294.6	309.6	339.8	457.4	803.3	1664.8	2116.2	2224.8	2442.9	2840.0	3675.5
75°	168.9	170.9	176.9	215.1	387.0	918.9	1966.4	1968.4	1984.5	2049.9	2504.3
77.5°	131.7	127.7	130.7	139.7	211.1	483.6	1577.4	1869.9	1867.9	1857.8	1924.2
80°	98.5	102.5	108.6	108.6	130.7	259.4	896.7	1663.8	1720.1	1762.3	1786.5
82.5°	79.4	82.4	97.5	97.5	95.5	146.8	423.2	1232.5	1409.5	1524.1	1702.0
85°	51.3	54.3	82.4	81.4	77.4	86.5	221.2	413.2	445.4	542.9	772.1
87.5°	14.1	17.1	38.2	33.2	40.2	32.2	82.4	125.7	154.8	174.9	220.2
90°	0.0	0.0	0.0	0.0	0.0	0.0	0.0	0.0	0.0	0.0	0.0



REPORT NUMBER: P140974

CATALOG NUMBER: EMM-F04-LED-E1-SL2-7030

CANDELA DISTRIBUTION (continued):

	65°	66°	67°	68°	69°	70°	71°	72°	73°	74°	75°
0°	907.8	907.8	907.8	907.8	907.8	907.8	907.8	907.8	907.8	907.8	907.8
2.5°	911.8	911.8	911.8	912.8	912.8	912.8	912.8	912.8	913.8	911.8	911.8
5°	929.9	928.9	929.9	929.9	932.9	931.9	932.9	932.9	931.9	933.9	933.9
7.5°	959.1	957.1	959.1	960.1	961.1	965.1	965.1	967.1	968.1	969.1	967.1
10°	994.3	997.3	998.3	998.3	1003.3	1005.3	1005.3	1008.3	1011.4	1013.4	1012.4
12.5°	1037.5	1039.5	1040.5	1046.5	1047.5	1050.6	1055.6	1058.6	1058.6	1063.6	1066.6
15°	1085.8	1087.8	1093.8	1095.8	1099.8	1104.9	1107.9	1110.9	1110.9	1119.9	1122.9
17.5°	1127.0	1131.0	1135.0	1138.0	1145.1	1150.1	1155.1	1158.1	1163.2	1167.2	1174.2
20°	1162.2	1167.2	1172.2	1178.2	1183.3	1188.3	1194.3	1198.3	1204.4	1210.4	1217.4
22.5°	1196.3	1202.4	1208.4	1213.4	1220.5	1225.5	1230.5	1237.6	1241.6	1247.6	1255.7
25°	1233.5	1243.6	1249.6	1256.7	1263.7	1270.7	1276.8	1282.8	1288.8	1296.9	1304.9
27.5°	1292.8	1297.9	1305.9	1309.9	1322.0	1330.0	1338.1	1339.1	1347.1	1362.2	1364.2
30°	1370.3	1379.3	1384.3	1398.4	1400.4	1403.4	1416.5	1425.6	1435.6	1447.7	1452.7
32.5°	1486.9	1494.9	1502.0	1506.0	1517.0	1535.1	1537.1	1545.2	1562.3	1565.3	1583.4
35°	1657.8	1659.8	1670.8	1676.9	1691.0	1701.0	1706.0	1713.1	1722.1	1743.2	1748.3
37.5°	1862.9	1880.0	1865.9	1851.8	1876.9	1873.9	1880.0	1871.9	1896.0	1897.0	1906.1
40°	2181.6	2174.5	2144.4	2112.2	2097.1	2088.1	2070.0	2065.9	2079.0	2073.0	2076.0
42.5°	2651.0	2584.7	2533.4	2495.2	2448.0	2396.7	2367.5	2323.3	2323.3	2310.2	2322.3
45°	3203.0	3128.6	3033.1	2942.6	2884.3	2816.9	2747.6	2701.3	2654.1	2618.9	2650.0
47.5°	3746.8	3696.6	3590.0	3506.6	3390.0	3289.4	3179.8	3084.3	3028.0	2986.8	2992.9
50°	4219.3	4173.1	4117.8	4005.2	3916.7	3814.2	3698.6	3572.9	3451.3	3402.0	3359.8
52.5°	4617.5	4601.4	4554.1	4501.8	4429.5	4319.9	4246.5	4126.9	3983.1	3879.5	3835.3
55°	4969.3	4997.5	5022.6	5011.5	4985.4	4971.3	4880.9	4799.4	4701.9	4671.7	4580.3
57.5°	5523.3	5604.7	5701.2	5754.5	5806.8	5926.4	5955.5	5924.4	5936.4	5928.4	5880.1
60°	6307.4	6504.5	6673.3	6808.1	6951.8	7091.6	7256.4	7365.0	7410.2	7585.2	7582.2
62.5°	6980.0	7242.4	7458.5	7620.4	7788.2	7914.9	8021.5	8130.1	8262.8	8389.4	8549.3
64°	7162.9	7369.0	7545.0	7689.7	7810.4	7913.9	7995.3	8094.9	8204.5	8368.3	8545.3
65°	7068.4	7300.7	7428.3	7559.0	7667.6	7748.0	7831.5	7922.0	8060.7	8190.4	8379.4
67.5°	6426.0	6602.0	6786.9	6908.6	7013.1	7060.4	7138.8	7214.2	7291.6	7422.3	7658.6
70°	5418.7	5615.7	5882.2	5996.8	6105.3	6122.4	6195.8	6252.1	6303.4	6477.3	6593.9
72.5°	4065.5	4447.6	4708.9	4910.0	4932.1	5017.6	5047.7	5070.9	5129.2	5161.3	5196.5
75°	2801.8	3145.7	3367.8	3444.2	3537.7	3492.5	3440.2	3256.2	3257.3	3101.4	2924.5
77.5°	1971.4	2024.7	2026.7	2027.7	1904.1	1831.7	1749.3	1643.7	1602.5	1520.1	1407.5
80°	1787.5	1781.4	1744.2	1699.0	1631.6	1535.1	1435.6	1366.2	1311.9	1250.6	1170.2
82.5°	1725.1	1739.2	1712.1	1673.9	1634.7	1539.2	1424.5	1316.0	1226.5	1129.0	1030.5
85°	840.5	864.6	943.0	994.3	1006.3	947.0	865.6	767.1	672.6	566.0	516.7
87.5°	252.3	270.4	276.5	293.6	314.7	286.5	252.3	226.2	182.0	157.8	123.7
90°	0.0	0.0	0.0	0.0	0.0	0.0	0.0	0.0	0.0	0.0	0.0



REPORT NUMBER: P140974

CATALOG NUMBER: EMM-F04-LED-E1-SL2-7030

CANDELA DISTRIBUTION (continued):

	76°	77°	78°	79°	80°	81°	82°	83°	84°	85°	86°
0°	907.8	907.8	907.8	907.8	907.8	907.8	907.8	907.8	907.8	907.8	907.8
2.5°	911.8	912.8	912.8	911.8	912.8	912.8	913.8	912.8	912.8	912.8	911.8
5°	931.9	936.0	935.0	935.0	937.0	937.0	936.0	938.0	937.0	937.0	936.0
7.5°	970.1	970.1	973.2	974.2	972.1	972.1	974.2	975.2	977.2	978.2	978.2
10°	1014.4	1019.4	1019.4	1020.4	1021.4	1024.4	1025.4	1025.4	1027.4	1027.4	1029.5
12.5°	1068.7	1070.7	1072.7	1077.7	1078.7	1078.7	1083.7	1082.7	1082.7	1087.8	1088.8
15°	1127.0	1130.0	1135.0	1137.0	1139.0	1144.1	1147.1	1150.1	1149.1	1156.1	1158.1
17.5°	1178.2	1181.3	1187.3	1192.3	1195.3	1198.3	1200.4	1204.4	1210.4	1215.4	1216.4
20°	1219.5	1223.5	1230.5	1236.5	1241.6	1244.6	1252.6	1256.7	1258.7	1262.7	1267.7
22.5°	1259.7	1266.7	1273.7	1275.8	1286.8	1289.8	1295.9	1301.9	1305.9	1315.0	1318.0
25°	1309.9	1316.0	1325.0	1331.0	1338.1	1344.1	1350.2	1355.2	1364.2	1372.3	1376.3
27.5°	1376.3	1381.3	1388.4	1399.4	1405.4	1409.5	1420.5	1430.6	1434.6	1442.6	1449.7
30°	1463.8	1468.8	1478.8	1489.9	1494.9	1508.0	1516.0	1523.1	1531.1	1542.2	1552.2
32.5°	1591.4	1597.5	1606.5	1620.6	1620.6	1629.6	1646.7	1661.8	1667.8	1680.9	1687.9
35°	1759.3	1760.3	1770.4	1791.5	1797.5	1795.5	1811.6	1825.7	1829.7	1849.8	1862.9
37.5°	1922.2	1925.2	1937.3	1945.3	1956.4	1964.4	1975.5	1996.6	1996.6	2025.7	2037.8
40°	2091.1	2106.2	2108.2	2110.2	2128.3	2160.4	2171.5	2192.6	2211.7	2239.9	2252.9
42.5°	2336.4	2352.5	2371.6	2393.7	2420.8	2438.9	2460.0	2490.2	2498.2	2533.4	2542.5
45°	2672.2	2691.3	2742.5	2747.6	2795.8	2819.9	2855.1	2895.3	2905.4	2928.5	2916.4
47.5°	3006.9	3029.0	3085.3	3143.7	3187.9	3230.1	3240.2	3257.3	3272.3	3258.3	3262.3
50°	3377.9	3410.1	3463.3	3514.6	3547.8	3596.0	3596.0	3600.1	3586.0	3562.9	3525.7
52.5°	3812.2	3817.2	3851.4	3891.6	3921.8	3931.8	3931.8	3908.7	3874.5	3837.3	3764.9
55°	4537.0	4481.7	4491.8	4491.8	4469.7	4451.6	4437.5	4381.2	4313.8	4246.5	4180.1
57.5°	5842.9	5895.2	5739.4	5697.2	5699.2	5561.5	5505.2	5408.6	5336.3	5215.6	5114.1
60°	7705.8	7669.6	7618.4	7570.1	7574.1	7392.2	7264.5	7120.7	6995.0	6729.6	6617.0
62.5°	8692.0	8820.7	8894.1	8856.9	8771.5	8657.9	8448.7	8230.6	8009.4	7784.2	7582.2
64°	8728.2	8898.1	9042.9	9103.2	9063.0	8919.2	8706.1	8434.7	8171.3	7905.9	7661.6
65°	8553.3	8768.4	8955.4	9039.9	9041.9	8915.2	8702.1	8428.6	8147.2	7839.5	7585.2
67.5°	7827.5	8074.8	8258.7	8400.5	8522.1	8457.8	8310.0	8019.5	7753.1	7404.2	7125.7
70°	6738.7	6891.5	7098.6	7305.7	7403.2	7418.3	7363.0	7216.2	6904.6	6621.1	6262.2
72.5°	5193.5	5430.8	5309.1	5436.8	5518.2	5438.8	5448.9	5198.5	5098.0	4848.7	4596.3
75°	2750.6	2758.6	2706.3	2326.3	2279.1	2105.1	2298.2	1953.3	1835.7	1727.1	1587.4
77.5°	1275.8	1110.9	957.1	799.2	653.5	572.0	446.4	393.1	353.9	311.7	320.7
80°	1066.6	940.0	805.3	667.5	561.0	453.4	363.9	282.5	226.2	190.0	172.9
82.5°	944.0	832.4	738.9	654.5	578.1	472.5	388.1	299.6	230.2	173.9	134.7
85°	426.3	333.8	303.6	239.3	203.1	172.9	137.7	113.6	93.5	79.4	62.3
87.5°	99.5	68.4	58.3	55.3	48.3	45.2	38.2	40.2	33.2	26.1	27.1
90°	0.0	0.0	0.0	0.0	0.0	0.0	0.0	0.0	0.0	0.0	0.0



REPORT NUMBER: P140974

CATALOG NUMBER: EMM-F04-LED-E1-SL2-7030

CANDELA DISTRIBUTION (continued):

	87°	88°	89°	90°	95°	105°	115°	125°	135°	145°	155°
0°	907.8	907.8	907.8	907.8	907.8	907.8	907.8	907.8	907.8	907.8	907.8
2.5°	911.8	911.8	912.8	912.8	913.8	915.9	918.9	915.9	915.9	915.9	916.9
5°	938.0	939.0	938.0	938.0	940.0	943.0	944.0	938.0	935.0	931.9	927.9
7.5°	976.2	980.2	979.2	979.2	981.2	981.2	979.2	970.1	961.1	947.0	935.0
10°	1029.5	1031.5	1031.5	1031.5	1034.5	1036.5	1027.4	1007.3	983.2	958.1	936.0
12.5°	1092.8	1091.8	1094.8	1097.8	1095.8	1095.8	1078.7	1047.5	1008.3	967.1	928.9
15°	1159.1	1160.1	1160.1	1165.2	1166.2	1162.2	1135.0	1086.8	1026.4	964.1	902.8
17.5°	1221.5	1223.5	1224.5	1228.5	1233.5	1222.5	1183.3	1117.9	1029.5	936.0	853.5
20°	1273.7	1276.8	1279.8	1282.8	1287.8	1279.8	1227.5	1133.0	1013.4	890.7	796.2
22.5°	1321.0	1326.0	1328.0	1333.1	1341.1	1331.0	1267.7	1133.0	977.2	841.5	731.9
25°	1378.3	1384.3	1394.4	1396.4	1410.5	1399.4	1299.9	1125.0	936.0	779.1	662.5
27.5°	1453.7	1459.7	1468.8	1473.8	1490.9	1475.8	1324.0	1103.8	884.7	711.8	595.2
30°	1553.2	1559.3	1570.3	1575.3	1606.5	1556.2	1340.1	1071.7	825.4	633.4	517.7
32.5°	1692.0	1708.0	1707.0	1720.1	1748.3	1645.7	1347.1	1026.4	751.0	553.9	445.4
35°	1873.9	1885.0	1895.0	1913.1	1926.2	1741.2	1342.1	967.1	658.5	471.5	382.0
37.5°	2048.9	2068.0	2075.0	2087.1	2084.0	1805.6	1322.0	874.6	558.0	398.1	338.8
40°	2267.0	2278.1	2300.2	2311.2	2258.0	1866.9	1274.8	751.0	457.4	349.9	310.6
42.5°	2557.5	2571.6	2560.6	2557.5	2455.0	1901.1	1184.3	627.3	383.0	314.7	287.5
45°	2910.4	2916.4	2883.3	2861.2	2682.2	1898.1	1052.6	510.7	331.8	288.5	267.4
47.5°	3229.1	3217.0	3173.8	3140.6	2879.2	1827.7	887.7	421.2	304.6	267.4	251.3
50°	3492.5	3439.2	3393.0	3350.7	3037.1	1720.1	729.9	354.9	278.5	250.3	235.2
52.5°	3730.8	3658.4	3604.1	3532.7	3180.8	1578.4	604.2	309.6	252.3	233.2	218.2
55°	4083.6	3999.2	3929.8	3859.4	3435.2	1467.8	522.8	275.5	226.2	215.1	201.1
57.5°	5096.0	4869.8	4808.5	4745.1	4116.8	1443.6	475.5	248.3	206.1	198.0	189.0
60°	6480.3	6333.5	6235.0	6080.2	5248.8	1521.1	440.3	228.2	192.0	187.0	178.9
62.5°	7383.1	7206.2	7043.3	6885.5	5913.3	1519.0	397.1	215.1	184.0	183.0	170.9
64°	7440.4	7242.4	7060.4	6890.5	5934.4	1419.5	357.9	206.1	184.0	184.0	165.9
65°	7345.9	7146.9	6958.9	6781.9	5813.8	1343.1	331.8	202.1	187.0	186.0	162.9
67.5°	6864.4	6664.3	6453.2	6263.2	5303.1	1052.6	262.4	195.0	203.1	196.0	159.8
70°	6012.8	5785.6	5626.8	5490.1	4552.1	734.9	208.1	199.1	222.2	208.1	167.9
72.5°	4358.1	4173.1	4171.1	4016.3	3446.3	466.5	167.9	198.0	221.2	206.1	173.9
75°	1693.0	1451.7	1443.6	1497.9	1465.8	252.3	144.8	174.9	181.0	171.9	153.8
77.5°	289.5	284.5	281.5	296.6	326.7	139.7	132.7	148.8	134.7	121.6	127.7
80°	160.9	153.8	151.8	151.8	142.8	114.6	117.6	118.6	97.5	90.5	105.6
82.5°	111.6	103.5	99.5	96.5	93.5	102.5	104.6	93.5	70.4	69.4	98.5
85°	54.3	51.3	50.3	50.3	57.3	96.5	86.5	72.4	47.3	47.3	106.6
87.5°	23.1	23.1	20.1	20.1	31.2	61.3	39.2	30.2	19.1	22.1	43.2
90°	0.0	0.0	0.0	0.0	0.0	0.0	0.0	0.0	0.0	0.0	0.0



REPORT NUMBER: P140974

CATALOG NUMBER: EMM-F04-LED-E1-SL2-7030

CANDELA DISTRIBUTION (continued):

	165°	175°	180°
0°	907.8	907.8	907.8
2.5°	915.9	917.9	916.9
5°	922.9	922.9	920.9
7.5°	921.9	917.9	915.9
10°	915.9	904.8	903.8
12.5°	899.8	881.7	876.6
15°	853.5	829.4	823.4
17.5°	795.2	767.1	759.0
20°	728.9	696.7	685.6
22.5°	664.5	627.3	616.3
25°	594.1	556.9	550.9
27.5°	516.7	481.6	472.5
30°	445.4	415.2	408.2
32.5°	381.0	359.9	359.9
35°	338.8	320.7	320.7
37.5°	305.6	297.6	296.6
40°	283.5	276.5	275.5
42.5°	266.4	258.4	257.4
45°	248.3	240.3	240.3
47.5°	231.2	222.2	223.2
50°	214.1	207.1	207.1
52.5°	200.1	193.0	192.0
55°	187.0	180.0	178.9
57.5°	174.9	166.9	165.9
60°	162.9	154.8	152.8
62.5°	152.8	143.8	141.8
64°	146.8	137.7	135.7
65°	143.8	133.7	132.7
67.5°	140.7	127.7	126.7
70°	151.8	125.7	120.6
72.5°	152.8	122.6	116.6
75°	144.8	116.6	111.6
77.5°	127.7	106.6	100.5
80°	122.6	83.4	73.4
82.5°	112.6	68.4	57.3
85°	92.5	44.2	41.2
87.5°	53.3	29.2	21.1
90°	0.0	0.0	0.0

(END OF REPORT)